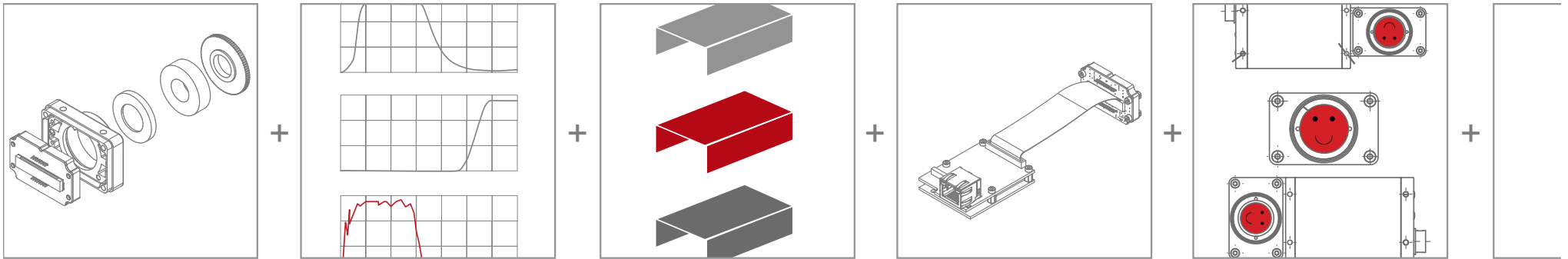


# Modular Concept

Bonito PRO, Goldeye G/CL, Mako, Manta, Prosilica GT

V13.0.0  
2025-Feb-26



Associated price list: Allied Vision Price List Cameras V2024-Jul-01

# Modular Concept at a glance

## Benefits

When ordering an Allied Vision camera, the Modular Concept provides a system of hardware options for camera mount, housing design, angled head, sensor surface, optical filter, interface connector, and board level.

Benefits of the Modular Concept options include:

- No customizing effort
- Pre-configured options
- Quick delivery times
- Transparent pricing.

## Ordering conditions



Please contact the Allied Vision Sales team for availability, minimum order quantities, and lead time: [www.alliedvision.com/en/contact](http://www.alliedvision.com/en/contact).

## Alvium Modular Concept



This document applies to Bonito PRO, Goldeye G/CL, Mako, Manta, Prosilica GT cameras. For Alvium cameras, see the Alvium Modular Concept at [www.alliedvision.com/en/support/technical-documentation](http://www.alliedvision.com/en/support/technical-documentation).

## Copyright and trademarks

All text, pictures, and graphics are protected by copyright and other laws protecting intellectual property. All content is subject to change without notice. All trademarks, logos, and brands cited in this document are property and/or copyright material of their respective owners. Use of these trademarks, logos, and brands does not imply endorsement.

Copyright © 2025 Allied Vision Technologies GmbH. All rights reserved.

# Contact us

## Website, email

### General

[www.alliedvision.com/en/contact](http://www.alliedvision.com/en/contact)  
[info@alliedvision.com](mailto:info@alliedvision.com)

### Distribution partners

[www.alliedvision.com/en/avt-locations/avt-distributors](http://www.alliedvision.com/en/avt-locations/avt-distributors)

### Support

[www.alliedvision.com/en/support](http://www.alliedvision.com/en/support)  
[www.alliedvision.com/en/about-us/contact-us/technical-support-repair/-rma](http://www.alliedvision.com/en/about-us/contact-us/technical-support-repair/-rma)

## Offices

### Europe, Middle East, and Africa (Headquarters)

Allied Vision Technologies GmbH  
Taschenweg 2a  
07646 Stadtroda, Germany  
T// +49 36428 677-0 (Reception)  
T// +49 36428 677-230 (Sales)  
F// +49 36428 677-28

### North, Central, and South America, Canada

Allied Vision Technologies Canada Inc.  
300 – 4621 Canada Way  
Burnaby, BC V5G 4X8, Canada  
T// +1 604 875 8855

### USA

Allied Vision Technologies, Inc.  
102 Pickering Way- Suite 502  
Exton, PA 19341, USA  
Toll-free// +1-877-USA-1394  
T// +1 978 225 2030

### Asia-Pacific

#### China

Allied Vision Technologies Shanghai Co Ltd.  
B-510, Venture International Business Park  
2679 Hechuan Road  
Minhang District, Shanghai 201103  
People's Republic of China  
T// +86 21 64861133

#### Japan

Allied Vision Technologies  
Yokohama Portside Bldg. 10F  
8-1 Sakae-cho, Kanagawa-ku  
Yokohama-shi, Kanagawa, 221-0052  
T// +81 (0) 45 577 9527

#### Singapore

Allied Vision Technologies Asia Pte. Ltd  
82 Playfair Rd, #07-01 D'Lithium  
Singapore 368001  
T// +65 6634 9027

# Contents

Modular Concept at a glance.....	2	RCG (Removed Cover Glass) sensor option.....	20
Copyright and trademarks.....	2	Board level camera options for Manta.....	21
Contact us .....	3	Benefits of board level cameras.....	21
Website, email.....	3	Ordering a Manta board level camera step by step.....	21
Offices.....	3	CE, FCC, and ICES.....	21
Document history .....	5	Ordering a Manta board level camera.....	22
Document conventions.....	9		
Camera models and options .....	9		
Typographical styles .....	9		
Symbols and notes .....	9		
Camera options.....	10		
Bonito PRO.....	10		
Goldeye.....	11		
Mako.....	12		
Manta .....	13		
Prosilica GT Standard Format .....	14		
Prosilica GT Large Format .....	14		
M12-Mount adapter set.....	16		
Housing options: Angled head housing and standard housing.....	17		
Housing and logo color .....	17		
Spectral transmission of filters .....	18		
300 to 1700 nm .....	18		
Type IRBP 1450 nm .....	19		

# Document history

Version	Date	Document updates
V13.0.0	2025-Feb-26	<p><b>Manta A:</b> Removed contents (only Manta A models were discontinued, last time buy was on 2024-Aug-31). <b>Manta B models are available.</b></p> <p><b>Prosilica GC:</b> Removed contents (the complete series was discontinued, last time buy was on 2024-Aug-31).</p> <p><b>Prosilica GT:</b> Removed contents for discontinued models (last time buy was on 2024-Aug-31).</p> <p><b>Modular options for filters:</b> Removed IR cut filter Type Schneider 486 and IR pass filters Type IRP RG715, Type IRP RG780, Type IRP RG830.</p> <p>Applied editorial changes.</p>
V12.9.0	2024-Aug-21	<p>New document version associated to the price list to be released on 01 July, 2024.</p> <p><b>Modular options and pricing:</b> No changes since document version V12.7.0.</p> <p>Updated the addresses of Sales offices.</p>
V12.8.0	2023-Aug-18	<p>New document version associated to the price list to be released on 01 October, 2023.</p> <p><b>Modular options and pricing:</b> No changes since document version V12.7.0.</p>
V12.7.0	2023-Mar-03	<p>Added link to the Alvium Modular Concept.</p> <p>Applied editorial changes.</p>
V12.6.1	2023-Feb-16	<p><b>Bonito PRO, Prosilica GT Large Format:</b> Changed suffix in product codes for RCG camera options.</p>
V12.6.0	2023-Feb-14	<p><b>Bonito PRO:</b> Added options for RCG (Removed Cover Glass) sensor options.</p> <p><b>Goldeye G/CL:</b> Added options for Goldeye G/CL XSWIR models.</p> <p><b>Prosilica GT Large Format:</b> Added options for RCG (Removed Cover Glass) sensor options.</p> <p>Applied editorial changes.</p>
V12.5.0	2022-Oct-01	<p><b>Manta:</b> Updated advantages of RCG (Removed Cover Glass) option</p>
V12.4.0	2022-Jul-01	<p><b>Modular options and pricing:</b> No changes since document version V12.3.0.</p> <p>This document accompanies the Allied Vision Price List Cameras V2022-Jul-01.</p>
V12.3.0	2022-Apr-08	<p><b>Manta:</b> Removed I/O cable options for board level cameras.</p> <p>Applied editorial changes.</p>
V12.2.1	2021-Dec-07	<p>Applied editorial changes.</p>
V12.2.0	2021-Nov-01	<p><b>Mako, Manta:</b> Corrected product codes for RG715 and RG830 filter options.</p> <p>Applied editorial changes.</p>
V12.1.1	2021-Aug-12	<p><b>Manta:</b> Corrected the assignment of footnotes for Manta options.</p>

Table 1: Document history (Sheet 1 of 4)

Version	Date	Document updates
V12.1.0	2021-Aug-01	<b>Goldeye G/CL:</b> Corrected naming for BP 1450 filter (from Bi 1450). <b>Mako:</b> Added options for Mako G-511, G-811, G-1242 models.
V12.0.0	2021-May-01	<b>Goldeye G/CL:</b> Added options for Goldeye G/CL-030 TEC1 and G/CL-130 TEC1 models. Spectral transmission and filters: Added transmission curves for type BP 1450 IR Bandpass and LP 920 Longpass filters. Applied editorial changes.
V11.9.0	2021-Jan-01	<b>Guppy PRO:</b> Removed options for Guppy PRO family. <b>Manta:</b> Added options for new G-1620, G-2040, and G-2460 models. <b>Stingray:</b> Removed options for Stingray family.
V11.8.1	2020-Oct-01	<b>Prosilica GT:</b> Removed option for EF-Mount, Birger.
V11.8.0	2020-Oct-01	<b>Obsolete document version</b> <b>Bonito PRO:</b> Removed options for discontinued X-1250 and X-1250B NIR models. <b>Mako U:</b> Removed options for discontinued Mako U family. <b>Manta:</b> Removed options for discontinued G-223B NIR model. <b>Prosilica GT Large Format:</b> Removed options for discontinued GT4090, GT4090NIR, GT4096, and GT4096NIR models.
V11.7.0	2020-Apr-01	<b>Prosilica GT:</b> Removed options for discontinued GT3300 models. Removed sensor glass options for GT1910 and GT2300 models. <b>Prosilica GT Large Format:</b> Removed discontinued GT4905, GT4907, and GT6600 models and related sensor options.
V11.6.0	2019-Dec-16	<b>Prosilica GT Large Format:</b> Added new GT4400, GT5400, and GT6400 models with TFL and C-Mount options. Applied editorial changes.
V11.5.1	2019-Sep-26	<b>Prosilica GT and GT Large Format:</b> Updated prices for ON Semiconductor KAI sensor options. <b>Prosilica GT and GT Large Format:</b> Added notes for discontinuations.
V11.5.0	2019-Oct-01	<b>Obsolete document version</b> <b>Prosilica GT and GT LF:</b> Added IR Pass filter options.
V11.4.0	2019-Jul-01	<b>Prosilica GT:</b> Removed several taped cover glass options. Spectral transmission and filters: Replaced the transmission curve graphic. Changes in Taped Cover Glass options.
V11.3.0	2019-Apr-01	Applied editorial changes.
V11.2.0	2019-Jan-01	Applied editorial changes.

Table 1: Document history (Sheet 2 of 4)

Version	Date	Document updates
V11.1.0	2018-Oct-01	<b>Guppy PRO:</b> Removed Hirose power option. <b>Stingray:</b> Removed Hirose Power option. Spectral transmission of filters: Provided a new transmission graph.
V11.0.0	2018-Jul-01	<b>Bonito PRO:</b> Introduced newly developed camera family. <b>Goldeye:</b> Price adjustment of IRBP 1450 filter for Goldeye models. <b>Mako G, Mako U:</b> Removed medical option for both camera families. <b>Prosilica GT:</b> Added CS-Mount option for GT2460. <b>Editorial improvements:</b> Organized defective pixel definitions by camera model.
V10.1.0	2018-Apr-01	<b>Editorial improvements:</b> Corrected several minor errors, arranged camera families in alphabetical order.
V10.0.0	2018-Jan-01	<b>Pike:</b> All information related to Pike family have been removed. <b>Prosilica GB, GE, GS, GX:</b> All information related to Prosilica GB, GE, GS, and GX families have been removed. <b>Prosilica GT:</b> Added GT2460. Standard mount for GT1930L was changed from EF-Mount to EF-Mount PA. Removed TCG options for all GT20x0 models. <b>Manta:</b> Added released models G-040 and G-158; removed G-609. <b>Sensor options:</b> Updated sensor cover glass and quality options. <b>Editorial improvements:</b> <ul style="list-style-type: none"> <li>Adjusted defect pixel definition tables for better readability.</li> <li>Replaced the drawings of angled head models (since some of them were erroneous) with valid drawings from the Manta Technical Manual.</li> <li>Removed all statements concerning warranty, terms and conditions, and legal issues.</li> </ul>

Table 1: Document history (Sheet 3 of 4)

Version	Date	Document updates
V9.4.0	2017-Jul-31	<p><b>Manta:</b> Added options for Manta G-895 and Manta G-1236 models released.</p> <p><b>Pearleye:</b> All information to Pearleye has been removed. Camera has been discontinued, last-time-buy date (December 15, 2016).</p> <p><b>Prosilica GT Large Format:</b> Added Prosilica GT4090, GT4096, GT5120 models.</p> <p><b>F-Mount adapter:</b> All information about the F-Mount adapter has been removed. Component has been discontinued.</p> <p><b>Sensor options:</b></p> <ul style="list-style-type: none"> <li>Improved information on Taped Cover Glass sensor options for <ul style="list-style-type: none"> <li>Prosilica GT, GT Large Format, GX, and GE cameras</li> <li>Pike cameras.</li> </ul> </li> <li>Added link to application note about handling cameras with Cover Glass sensor options.</li> <li>Corrected product codes for sensor options in availability list.</li> </ul>
V9.3.0	2016-Sep-02	<p><b>Goldeye G/CL:</b> Added image for Silver Design in <a href="#">Housing and logo color</a> on page 17.</p> <p><b>Manta:</b> Added options for Manta G-319 and G-507 models.</p> <p><b>Prosilica GT, Prosilica GT Large Format</b></p> <ul style="list-style-type: none"> <li>Removed CS-Mount option for GT1930 model.</li> <li>Corrected EF-Mount as standard version for GT1930L model.</li> </ul> <p><b>Stingray:</b></p> <ul style="list-style-type: none"> <li>Deleted Stingray Compact option (discontinued).</li> <li>Deleted Stingray GOF (glass optical fiber) option (discontinued).</li> </ul> <p><b>F-Mount adapter set:</b> added information on camera pages.</p> <p><b>Sensor options:</b> Updated product codes, deleted discontinued products. See Removed Cover Glass for Manta on page 22.</p>
V9.2.0	2016-Jun-28	<p><b>M12-Mount adapter set:</b> Updated information on camera pages and in <a href="#">M12-Mount adapter set</a> on page 16.</p> <p><b>Sensor options</b></p> <ul style="list-style-type: none"> <li>Reworked information on sensor surface options on page 22.</li> <li>Reworked tables with defective pixel definitions and following pages.</li> </ul> <p><b>Editorial updates:</b></p> <ul style="list-style-type: none"> <li>Added chapter Document history and conventions.</li> <li>Corrected typographical errors, inconsistencies, and terminology.</li> </ul>
V9.1.2	2016-Mar-18	Up to this version no document history has been kept.

Table 1: Document history (Sheet 4 of 4)



# Document conventions

## Camera models and options

Options apply to all models of a camera family, unless otherwise stated.

## Typographical styles

To give this manual an easily understood layout and to emphasize important information, the following typographical styles and symbols are used.

Style	Function
<b>Emphasis</b>	Highlighting important things
<a href="#">Web addresses and references</a>	Links to webpages and internal cross references

Table 2: Typographical styles

## Symbols and notes



### NOTICE

#### Material damage

Precautions are described.



#### Practical tip

Additional information helps to understand.



#### Additional information

Web link or reference to an external source with more information is shown.

# Camera options

## Bonito PRO



Module	Standard	Options	Product code	
Lens mount	F-Mount	<ul style="list-style-type: none"> <li>F-Mount PA<sup>1</sup> (46.5 mm flange focal distance)</li> <li>M58-Mount (12.71 mm flange focal distance)</li> <li>M58-Mount PA<sup>1</sup> (46.5 mm flange focal distance)</li> <li>EF-Mount PA<sup>1</sup> (44.0 mm flange focal distance)</li> <li>M42-Mount PA<sup>1</sup> (45.46 mm flange focal distance)</li> <li>M42-Mount (45.46 mm flange focal distance)</li> </ul>	<ul style="list-style-type: none"> <li>Bonito PRO....-03</li> <li>Bonito PRO....-12</li> <li>Bonito PRO....-13</li> <li>Bonito PRO....-18</li> <li>Bonito PRO....-25</li> <li>Bonito PRO....-31</li> </ul>	
Optical filter	Monochrome models: No filter  Color models: Type IRC30	<ul style="list-style-type: none"> <li>Type IRC30 (IR cut filter)</li> <li>Protection glass (ASG)</li> </ul>	<ul style="list-style-type: none"> <li>Bonito PRO....-06</li> <li>Bonito PRO....-19</li> </ul>	
Sensor surface option	Fixed Cover Glass with microlens	Removed Cover Glass with microlens  Before operation, remove the cover glass taped to the sensor. See RCG (Removed Cover Glass) sensor option on page 20.	<ul style="list-style-type: none"> <li>Bonito PRO X-2620 RCG ....-41</li> <li>Bonito PRO X-2620NIR RCG ....-41</li> </ul>	

<sup>1</sup>Planarity adjusted |

Table 3: Bonito PRO camera options



### Further options

Please contact Allied Vision Sales for further options: [www.alliedvision.com/en/contact](http://www.alliedvision.com/en/contact).

# Goldeye



Module	Standard	Options	Product code	
Lens mount	C-Mount	<ul style="list-style-type: none"> <li>F-Mount<sup>1</sup></li> <li>M42-Mount<sup>1</sup></li> </ul>	<ul style="list-style-type: none"> <li>Goldeye G/CL-... SWIR... F-Mount</li> <li>Goldeye G/CL-... SWIR... M42-Mount</li> </ul>	
Optical filter	No filter	<ul style="list-style-type: none"> <li>Type IRBP 1450 (IR bandpass filter)<sup>2</sup>, water absorption peak, see <a href="#">Type IRBP 1450 nm</a> on page 19.</li> <li>Type BP 1450 (IR bandpass filter)<sup>3,4</sup></li> <li>Type LP 920 (visible cut-off)<sup>3</sup></li> </ul>	<ul style="list-style-type: none"> <li>Goldeye G/CL-... SWIR... IRBP 1450</li> <li>Goldeye G/CL-... VSWIR... BP 1450</li> <li>Goldeye G/CL-... VSWIR... LP 920</li> </ul>	
Housing design	Allied Vision standard design	<ul style="list-style-type: none"> <li>Silver housing<sup>5</sup> See <a href="#">M12-Mount adapter set</a> on page 16.</li> </ul>	<ul style="list-style-type: none"> <li>Goldeye G/CL-... SWIR... silver</li> </ul>	

<sup>1</sup>Goldeye G/CL-030 TEC1, G/CL-130 TEC1, and XSWIR models **on request** | <sup>2</sup>**Not for** Goldeye G/CL-030 TEC1, G/CL-130 TEC1, and XSWIR models  
<sup>3</sup>**Only for** Goldeye G/CL-030 TEC1, G/CL-130 TEC1, and XSWIR models | <sup>4</sup>Water absorption peak | <sup>5</sup>Further housing colors on request, such as all black

Table 4: Goldeye G/CL camera options



## Further options

Please contact Allied Vision Sales for further options: [www.alliedvision.com/en/contact](http://www.alliedvision.com/en/contact).

# Mako



Module	Standard	Options	Product code	
Lens mount	C-Mount	<ul style="list-style-type: none"> <li>CS-Mount</li> </ul> <p>For M12-Mount option, see <a href="#">M12-Mount adapter set</a> on page 16.</p>	<ul style="list-style-type: none"> <li>Mako G-... CS-Mount</li> </ul>	
Optical filter	Monochrome and NIR models: No filter	<ul style="list-style-type: none"> <li>Protection glass (ASG)</li> <li>Type IRC Hoya C-5000 (IR cut filter)</li> <li>Type IRC Jenofilt 217 (IR cut filter)</li> </ul> <p>See <a href="#">Spectral transmission of filters</a> on page 18.</p>	<ul style="list-style-type: none"> <li>Mako G-... ASG</li> <li>Mako G-... IRC Hoya</li> <li>Mako G-... IRC Jenofilt</li> </ul>	
Optical filter	Color models: Type IRC Hoya C-5000	<ul style="list-style-type: none"> <li>Protection glass (ASG)</li> <li>Type IRC Jenofilt 217 (IR cut filter)</li> </ul> <p>See <a href="#">Spectral transmission of filters</a> on page 18.</p>	<ul style="list-style-type: none"> <li>Mako G-... ASG</li> <li>Mako G-... IRC Jenofilt</li> </ul>	

Table 5: Mako G camera options



## Further options

Please contact Allied Vision Sales for further options: [www.alliedvision.com/en/contact](http://www.alliedvision.com/en/contact).

# Manta

Manta G-040, G-158, G-223, G-235, G-282, G-283, G-319, G-419, G-505, G-507, G-895, G-917, G-1236, G-1620, G-2040, G-2460



Module	Standard	Options	Product code	
Lens mount	C-Mount	<ul style="list-style-type: none"> <li>CS-Mount</li> </ul> <p>For M12-Mount option, see <a href="#">M12-Mount adapter set</a> on page 16.</p>	<ul style="list-style-type: none"> <li>Manta G-... CS-Mount</li> </ul>	
Angled head	Standard housing	<ul style="list-style-type: none"> <li>W90 housing</li> <li>W90 S90 housing</li> <li>W270 housing</li> <li>W270 S90 housing</li> </ul> <p>See <a href="#">Spectral transmission of filters</a> on page 18 for possible options.</p>	<ul style="list-style-type: none"> <li>Manta G-... W90</li> <li>Manta G-... W90 S90</li> <li>Manta G-... W270</li> <li>Manta G-... W270 S90</li> </ul>	
Optical filter	<p>Monochrome models: Protection glass (ASG)</p> <p>Color models: Type IRC Hoya C-5000</p> <p>NIR models: No filter</p>	<ul style="list-style-type: none"> <li>Protection glass (ASG)</li> <li>Type IRC Jenofilt 217 (IR cut filter)</li> <li>Type IRC Hoya C-5000 (IR cut filter)</li> </ul> <p>See <a href="#">Spectral transmission of filters</a> on page 18.</p> <p>See options above.</p>	<ul style="list-style-type: none"> <li>Manta G-... ASG</li> <li>Manta G-... IRC Jenofilt</li> <li>Manta G-... IRC Hoya</li> </ul>	
Housing design	Allied Vision standard design	<ul style="list-style-type: none"> <li>White medical design</li> </ul> <p>See <a href="#">Housing and logo color</a> on page 17.</p>	<ul style="list-style-type: none"> <li>Manta G-... medical</li> </ul>	
Sensor surface option	Fixed Cover Glass with microlens	<ul style="list-style-type: none"> <li>Removed Cover Glass with microlens (Manta G-145B only)</li> </ul> <p>Before operation, remove the cover glass taped to the sensor. See <a href="#">RCG (Removed Cover Glass) sensor option</a> on page 20.</p>	<ul style="list-style-type: none"> <li>Manta G-145 B RCG<sup>1</sup></li> </ul>	
Board level		See <a href="#">Ordering a Manta board level camera</a> on page 22.	<ul style="list-style-type: none"> <li>Manta G-... BL</li> </ul>	

<sup>1</sup>Minimum order quantity of 10 pieces |

Table 6: Manta camera options



## Further options

Please contact Allied Vision Sales for further options: [www.alliedvision.com/en/contact](http://www.alliedvision.com/en/contact).

## Prosilica GT Standard Format, Extended Format

**Prosilica Standard Format:** GT2000, GT2000NIR, GT2050, GT2050NIR, GT2460

**Prosilica Extended Format:** GT3400

See next page for options on **Prosilica GT Large Format**.



Module	Standard	Options	Product code	
Lens mount	C-Mount	<ul style="list-style-type: none"> <li>CS-Mount</li> <li>F-Mount</li> <li>M42-Mount (45.46 mm flange focal distance)</li> </ul>	<ul style="list-style-type: none"> <li>Prosilica GT...-01</li> <li>Prosilica GT...-03</li> <li>Prosilica GT...-31</li> </ul>	
Optical filter	Monochrome and NIR models: No filter  Color models: Type IRC30	<ul style="list-style-type: none"> <li>Type IRC30 (IR cut filter)</li> <li>Protection glass (ASG)</li> </ul>	<ul style="list-style-type: none"> <li>Prosilica GT...-06</li> <li>Prosilica GT...-19</li> </ul>	

Table 7: Prosilica GT Standard Format, Extended Format camera options



### Further options

Please contact Allied Vision Sales for further options: [www.alliedvision.com/en/contact](http://www.alliedvision.com/en/contact).

## Prosilica GT Large Format

Prosilica GT1930L, GT4400, GT5120<sup>1</sup>, GT5400, GT6400

<sup>1</sup>Available as monochrome and NIR models only.



Module	Standard	Options	Product code	
Lens mount	F-Mount  GT1930L: EF-Mount PA <sup>2</sup>	<ul style="list-style-type: none"> <li>F-Mount PA<sup>2</sup> (46.5 mm flange focal distance)</li> <li>C-Mount<sup>3</sup> (17.53 mm flange focal distance)</li> <li>M58-Mount (12.71 mm flange focal distance)</li> <li>M58-Mount PA<sup>2</sup> (46.5 mm flange focal distance)</li> <li>EF-Mount PA<sup>2</sup> (44.0 mm flange focal distance)</li> <li>M42-Mount PA<sup>2</sup> (45.46 mm flange focal distance)</li> <li>M42-Mount (45.46 mm flange focal distance)</li> <li>TFL-Mount<sup>4</sup> (17.53 mm flange focal distance)</li> </ul>	<ul style="list-style-type: none"> <li>Prosilica GT...-03</li> <li>Prosilica GT...-07</li> <li>Prosilica GT...-12</li> <li>Prosilica GT...-13</li> <li>Prosilica GT...-18</li> <li>Prosilica GT...-25</li> <li>Prosilica GT...-31</li> <li>Prosilica GT...-40</li> </ul>	
Optical filter	Monochrome and NIR models: No filter  Color models: Type IRC30	<ul style="list-style-type: none"> <li>Type IRC30 (IR cut filter)</li> <li>Protection glass (ASG)</li> </ul>	<ul style="list-style-type: none"> <li>Prosilica GT...-06</li> <li>Prosilica GT...-19</li> </ul>	
Sensor surface option	Fixed Cover Glass with microlens	<ul style="list-style-type: none"> <li>Removed Cover Glass with microlens</li> </ul> <p>Before operation, remove the cover glass taped to the sensor. See RCG (Removed Cover Glass) sensor option on page 20.</p>	<ul style="list-style-type: none"> <li>Prosilica GT-4400 RCG ....-41</li> <li>Prosilica GT-5120 RCG ....-41</li> <li>Prosilica GT-5120NIR RCG ....-41</li> <li>Prosilica GT-5400 RCG ....-41</li> <li>Prosilica GT-6400 RCG ....-41</li> </ul>	
<sup>2</sup> Planarity adjusted   <sup>3</sup> GT4400 and GT5400 cameras only   <sup>4</sup> GT4400, GT5400, and GT6400 cameras only				

Table 8: Prosilica GT Large Format camera options



#### Further options

Please contact Allied Vision Sales for further options: [www.alliedvision.com/en/contact](http://www.alliedvision.com/en/contact).

# M12-Mount adapter set

The M12-Mount adapter set (product code: E3000115) enables using M12-Mount (S-Mount) lenses with any CS-Mount or C-Mount camera.



## NOTICE

### Damage to the camera sensor or electronics

Observe your camera's maximum protrusion to avoid damage to the sensor and camera electronics. See the specifications in your camera's technical manual.

To use M12-Mount lenses:

- Order a CS-Mount or C-Mount camera.
- Order the M12-Mount adapter set.
- Attach the lens with the M12-Mount adapter to the camera, as shown below.

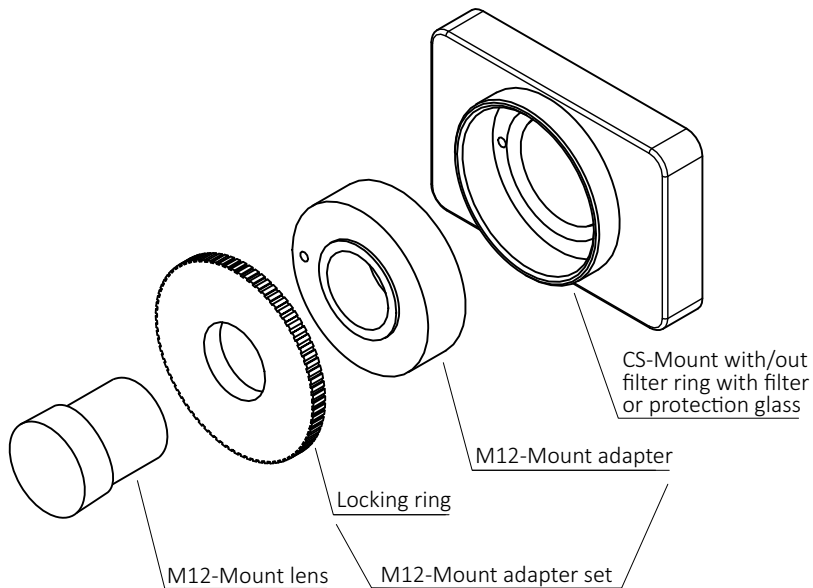


Figure 1: M12-Mount lens adapted to CS-Mount or C-Mount with the M12-Mount adapter set



# Housing options: Angled head housing and standard housing

The schematic drawings show the sensor position for Manta G-040, G-158, G-223, G-235, G-319, G-419, G-507, G-895, G-1236, G-1620, G-2040, G-2460.


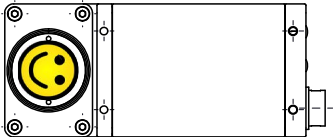
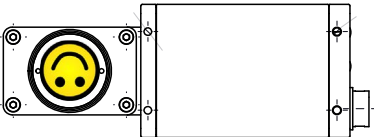
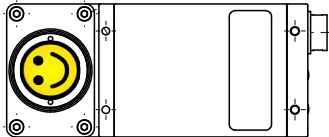
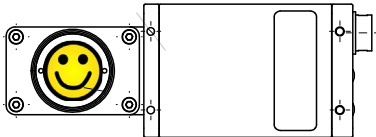
Standard housing	W90 Housing	W90 S90 housing	W270 housing	W270 S90 housing
				
Front view into the sensor	Top view into the sensor	Top view into the sensor	Bottom view into the sensor	Bottom view into the sensor

Figure 2: Sensor position of standard housing and angled head options

## Housing and logo color

The Allied Vision standard housing is Allied Vision red with white company logo. In addition, for some camera models, you can order the following color options..

Blue logo for medical applications	Medical housing (white)	Silver housing (used for Goldeye)
		

Figure 3: Housing and logo color

# Spectral transmission of filters

## 300 to 1700 nm

The following curves show typical transmissions for the named filters. Values may vary slightly by filter lot. All filters are made of optical glass.

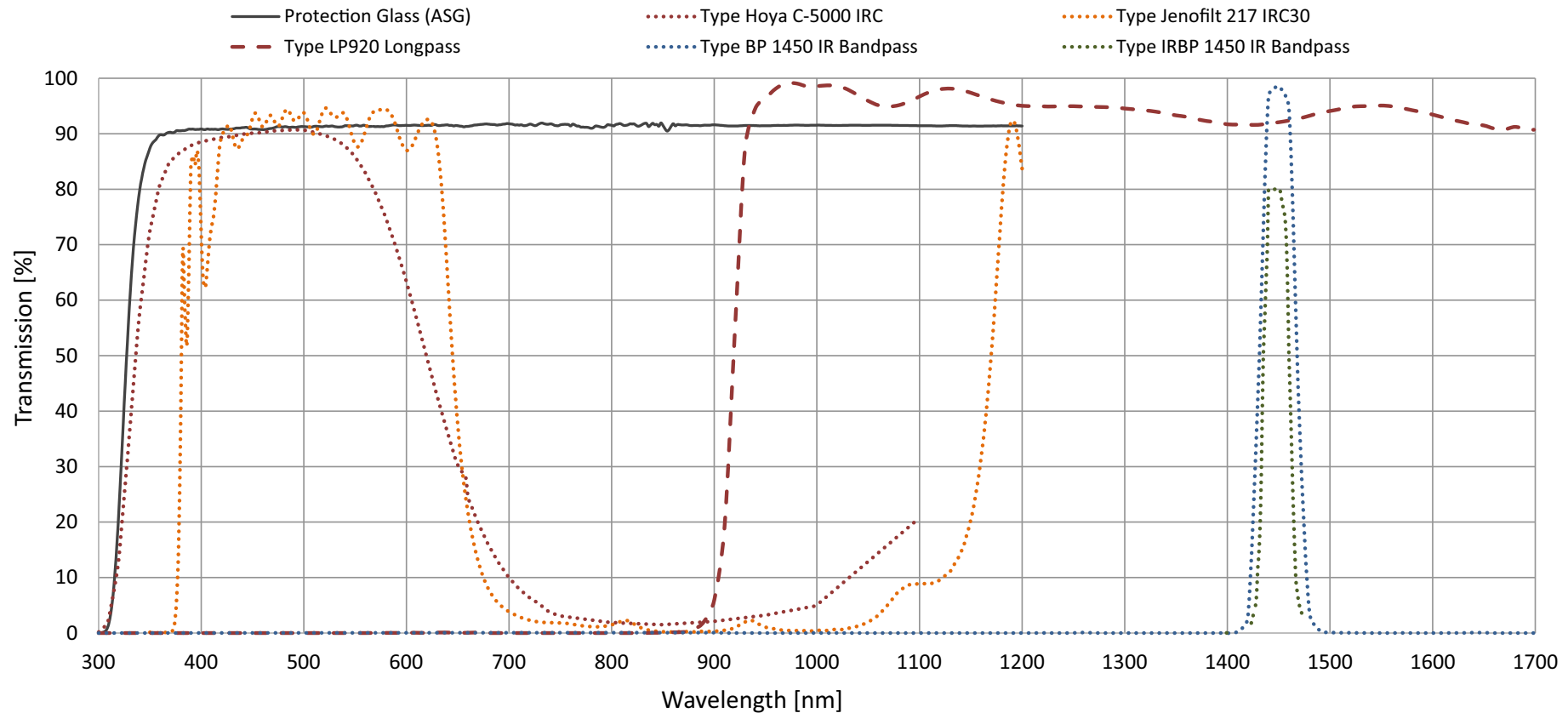


Figure 4: Spectral transmission of filters 300 to 1700 nm (exemplary curves)

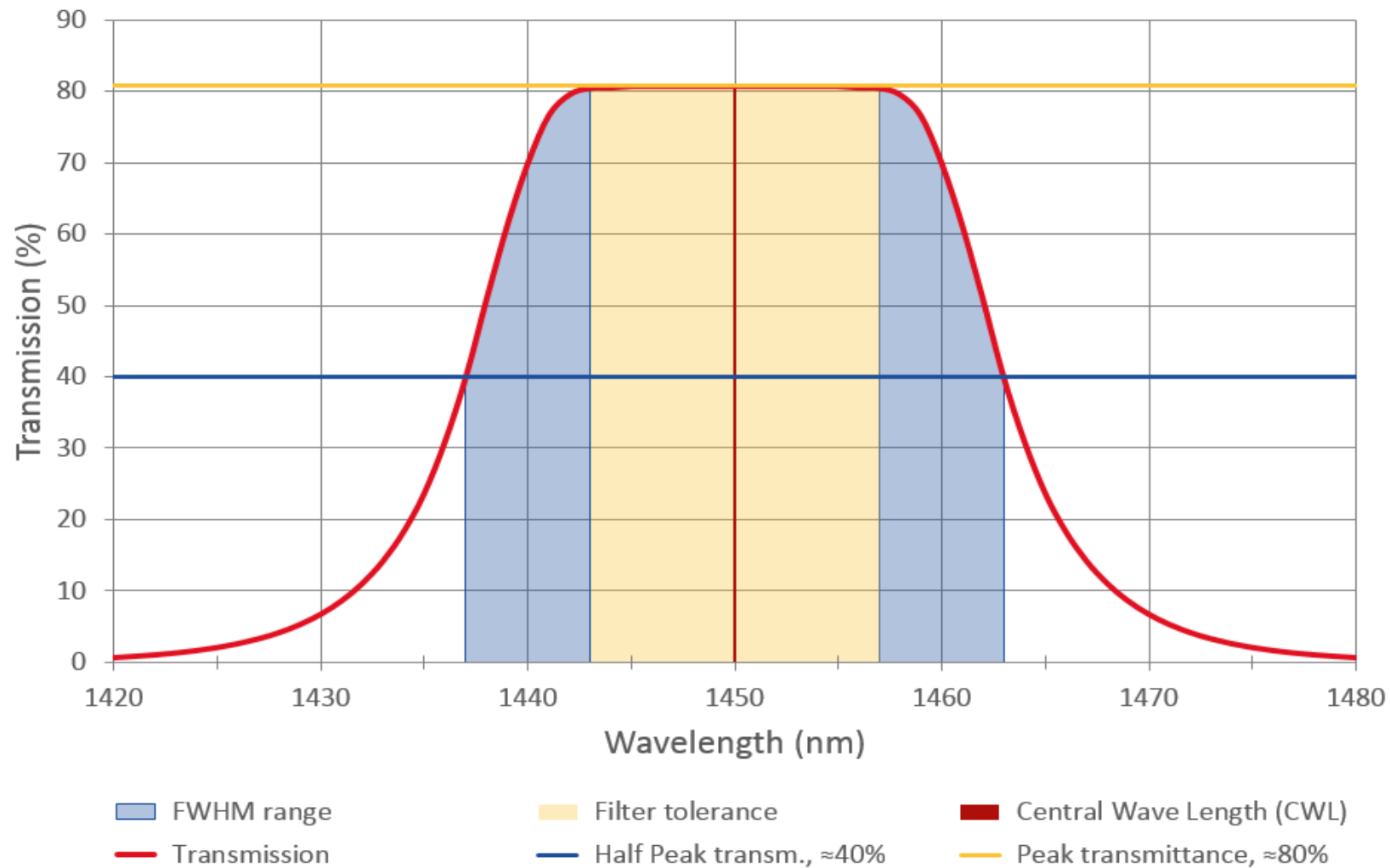


### Further options

Please contact Allied Vision Sales for further options: [www.alliedvision.com/en/contact](http://www.alliedvision.com/en/contact).

## Type IRBP 1450 nm

The following curve shows the typical transmission for the Type IRBP 1450 nm filter. Values may vary slightly by filter lot. Filters are made of optical glass.



<sup>1</sup>HW: Half width, spectral range for 50% of the maximum spectral transmission; in this case 40% from 80%

Figure 5: Spectral transmission of Type IRBP 1450 nm (exemplary curve)

# RCG (Removed Cover Glass) sensor option

Sensors without cover glass are suitable for several applications, to:

- Increase overall quantum efficiency
- Attach fiber optic arrays directly to the sensor, for example in connection with an image intensifier
- Prevent disturbing reflections or interferences caused by the sensor cover glass.



## Handling of cameras with RCG sensor option

Before handling cameras with removed cover glass, read the following application note:

[www.alliedvision.com/fileadmin/content/documents/products/cameras/various/appnote/various/TCG-RCG\\_Sensor-Handling.pdf](http://www.alliedvision.com/fileadmin/content/documents/products/cameras/various/appnote/various/TCG-RCG_Sensor-Handling.pdf).

# Board level camera options for Manta

The Modular Concept provides several options for board level cameras, for example, different lengths for the flex cables. The following pages describe how to order a Manta board level camera.

## Benefits of board level cameras

Board level cameras provide certain benefits to the end user, some of which (but not all) are listed below.

- Option to use the camera in applications where space is an issue.
- Due to the flex cable-attached sensor board (with optional lens mount), the sensor board can be oriented separately from the camera boards.
- Board level cameras share similar lens mounts and filters as housed models.

## Ordering a Manta board level camera step by step



### Ordering conditions

Please contact the Allied Vision Sales team for availability, minimum order quantities, and lead time:  
[www.alliedvision.com/en/contact](http://www.alliedvision.com/en/contact).

Follow the instructions and order your board level camera by components:

1. Interface type
2. Flex cable length
3. Lens mounting type (optional)
4. Interface cable (optional)

## CE, FCC, and ICES

Board level models are designed for integration and are delivered without housing. Because housing design is critical to the electromagnetic compatibility (EMC) of a camera, no CE, FCC, or ICES certification tests regarding electromagnetic interference have been performed for board level models. Users who design board level models into their systems should perform appropriate testing regarding EMC after the product design is completed.



# Ordering a Manta board level camera

Manta G-040, G-158, G-223, G-235, G-319, G-419, G-507, G-895, G-1236, G-1620, G-2040, G-2460

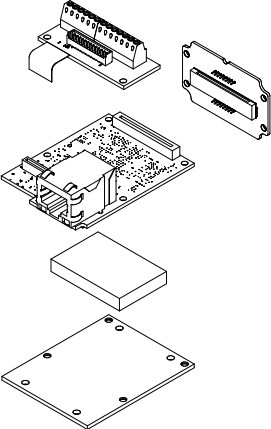
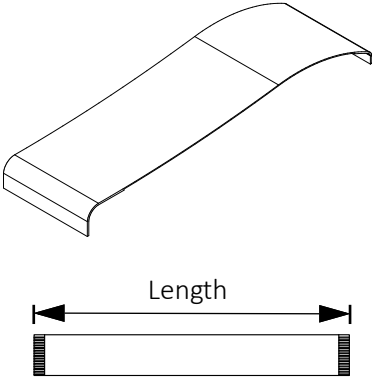
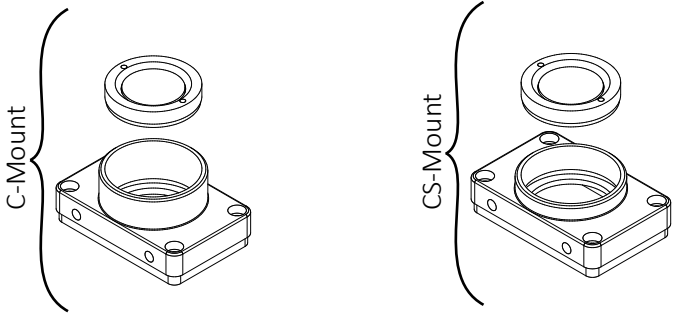
Step 1: Select the interface type	Step 2: Select the flex cable length	Step 3: Select the lens mount and filter	
<b>Basic camera</b> 	<b>Flex cable</b> 	<b>Lens mount:</b> 	
Sensor board, main board(s), I/O board, thermal conductive film, and cooling plate	<b>Ordering flex cables</b> Flex cables are not sold separately!	Each mounting type is equipped with: <ul style="list-style-type: none"> <li>Type IRC Hoya C-5000 or</li> <li>Protection glass (ASG)</li> </ul>	<b>NIR models</b> NIR models are not equipped with filter or protection glass.
<b>Interface type</b> <ul style="list-style-type: none"> <li>Manta G-...._BL</li> <li>Manta G-...._BL PoE (Power over Ethernet)</li> </ul>	<b>Flex cable Manta type A</b> <ul style="list-style-type: none"> <li>Flex cable 56 mm FC56</li> <li>Flex cable 110 mm FC110</li> <li>Flex cable 152 mm FC152</li> <li>Flex cable 200 mm FC200</li> </ul>	<b>Mount</b> <ul style="list-style-type: none"> <li>C-Mount</li> <li>CS-Mount (M12 option available)</li> </ul>	
	<b>Flex cable Manta type B</b> <ul style="list-style-type: none"> <li>Flex cable 60 mm FC60</li> <li>Flex cable 110 mm FC110</li> <li>Flex cable 150 mm FC150</li> <li>Flex cable 200 mm FC200</li> </ul>	<b>Filter</b> <ul style="list-style-type: none"> <li>Protection glass (ASG) Manta G-... ASG</li> <li>Type IRC Jenofilt 217 (IR cut filter) Manta G-... IRC Jenofilt</li> <li>Type IRC Hoya C-5000 (IR cut filter) Manta G-... IRC Hoya</li> </ul> For filter details, see <a href="#">Spectral transmission of filters</a> on page 18.	

Table 9: Ordering a Manta board level camera in (steps 1 to 3)



# Ordering a Manta board level camera



Step 4: Select the interface cable	Step 5: Contact Allied Vision Sales
<div></div> <div><p><b>Interface cable</b> (example)</p><p>GigE interface cable, Cat6, drag chain suitability, RJ45 8-pin straight with screw locks to RJ45 8-pin straight latch, 3.0 m (product code 8259)</p></div>	<div></div> <div><p><b>Contact Sales</b></p><p>Are you looking for a digital camera solution or camera accessories? Our Sales Team will be happy to discuss with you.</p><p><a href="#">CONTACT SALES</a></p></div> <div><p>If you need more cables and accessories, contact the Allied Vision Sales team: <a href="http://www.alliedvision.com/en/contact">www.alliedvision.com/en/contact</a>.</p></div>

Table 10: Ordering a Manta board level camera (steps 4 and 5)